



THE  
COLLEGE  
OF  
PHYSICIANS  
AND  
SURGEONS  
OF  
ONTARIO

## Registering Success 2013

---

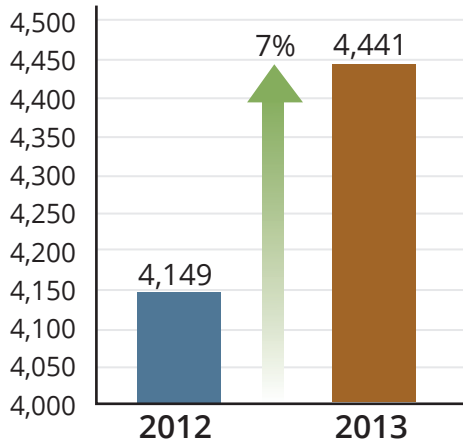
The College of Physicians and Surgeons of Ontario regulates the medical profession in the public interest. The CPSO sets standards of qualification for persons to be issued certificates of registration.

This report provides information about the number of certificates issued in 2013 by registration class and source of medical degree, and provides demographics about the profession.

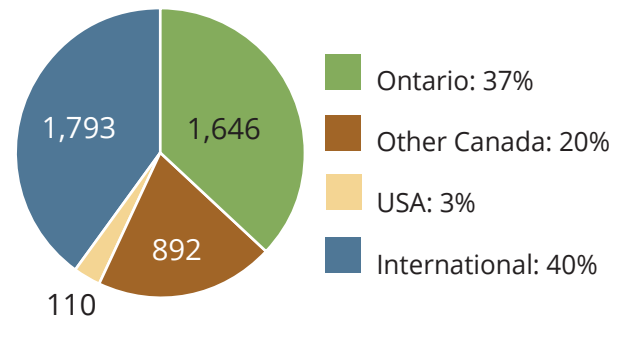
# Registering Success 2013

In 2013, we issued 4,441 certificates of registration – a 7% increase over the previous year.

## Total Issuance



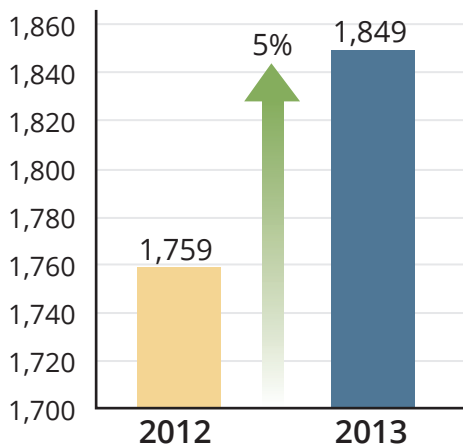
## Total Issuance by Source of Medical Degree



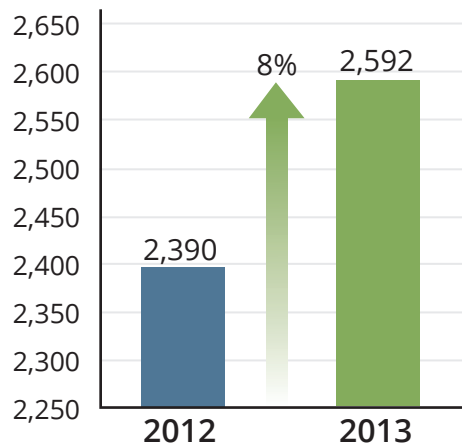
For the 10th straight year, more certificates were issued to international medical graduates (IMGs) than to Ontario graduates. In fact, we issued 1,793 certificates to IMGs, more than ever before.

Of the 4,441 certificates granted, 1,849 were “practice” certificates, and 2,592 were “postgraduate education” certificates.

## Practice Certificates



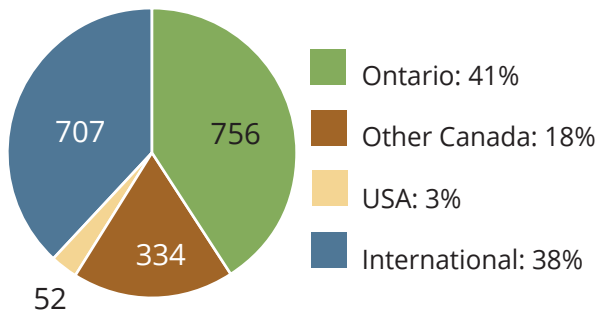
## Postgraduate Education Certificates



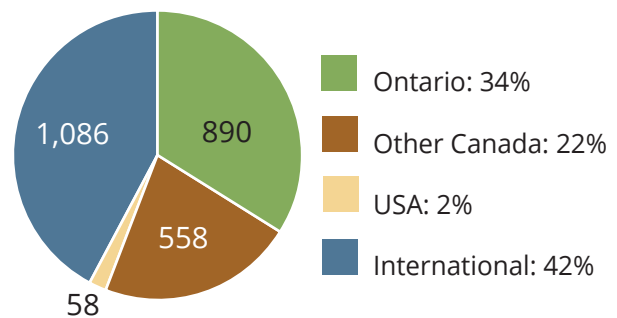
Practice certificates include all classes of registration, except the postgraduate education class. Of the 1,849 practice certificates issued, 77% (1,426) were independent practice certificates, the highest issuance since 1993. This is the class of certificate normally obtained after physicians complete postgraduate training and is held throughout their professional career. In 2013, we issued 2,592 postgraduate education certificates, up 8% over the previous year.

International medical graduates (IMGs) received 1,793 certificates of registration - 40% of the total issuance.

### Practice Certificates by Source of Medical Degree



### Postgraduate Education Certificates by Source of Medical Degree



### Why are more physicians being licensed?

There are a number of reasons why we are seeing increases for all graduates – Ontario, Canadian and International. The following are some of the key factors:

#### INTERNATIONAL MEDICAL GRADUATES

- CPSO policies are reducing barriers to registration
- more Ministry of Health-funded IMG residency positions
- opening up of both iterations of CaRMS match
- Ontario government marketing and recruitment efforts (i.e., HealthForceOntario strategy)
- more clinical fellows (i.e., international specialists doing “topping-off” training)
- increased inflow of qualified IMGs from other provinces
- increased physician mobility under Agreement on Internal Trade (AIT) legislation

#### ONTARIO AND CANADIAN GRADUATES

- increased enrolment and residency positions in Canadian medical schools
- continuing inflow of Canadian physicians from other provinces
- reduced outflow of Ontario physicians
- repatriated Ontario physicians
- Ontario government recruitment and incentive strategies
- positive effect of new CPSO registration policies
- increased physician mobility under Agreement on Internal Trade (AIT) legislation

The accumulative effect of the increase in issuance of new certificates is having a positive impact on overall physician supply in Ontario. From 2002 to 2012, the total number of physicians in active practice, including postgraduate education certificate holders, rose from 24,228 to 32,008, an increase of 7,780 (32%).

# Registering Success 2013

IMGs obtained their medical degree in 103 different countries from around the globe, including from the following top 20 locations:

India 174; Saudi Arabia 171; Ireland 139; United Kingdom 107; Australia 106; Iran 74; Pakistan 71; Egypt 68; Netherlands Antilles 57; Saint Kitts and Nevis 43; Israel 42; Grenada 41; Iraq 36; Brazil 34; Poland 33; Nigeria 27; China 23; Libya 20; Dominica 20; South Africa 18.

## Snapshot of the Profession

The following provides demographical information about the CPSO's membership (as of December 31, 2013).

### 1. Membership Size

All classes: 38,503  
This includes physicians not in active practice.

### 2. Registration Class

Independent Practice:	30,666	(80%)
Postgraduate Education:	5,902	(15%)
Restricted:	1,818	(5%)
Academic Practice:	111	(<1%)
All other:	6	(<1%)

### 3. Gender

Male	23,388
Female	15,115

### 4. Age

20 – 29	3,058
30 – 39	9,557
40 – 49	8,831
50 – 59	8,410
60 – 69	6,017
70 – 79	2,172
80 – 89	441
90 – 99	17

### 5. Source of Medical Degree

Ontario	20,401
International	10,752
Other Canada	6,813
USA	537

### 6. Specialty Certification

- Royal College of Physicians and Surgeons of Canada (RCPSC): 16,830;
- College of Family Physicians of Canada (CFPC): 9,978;
- Both RCPSC and CFPC: 292;
- Neither: 11,403 (includes 5,602 postgraduate education trainees without specialty certification)