

Registering Success 2014



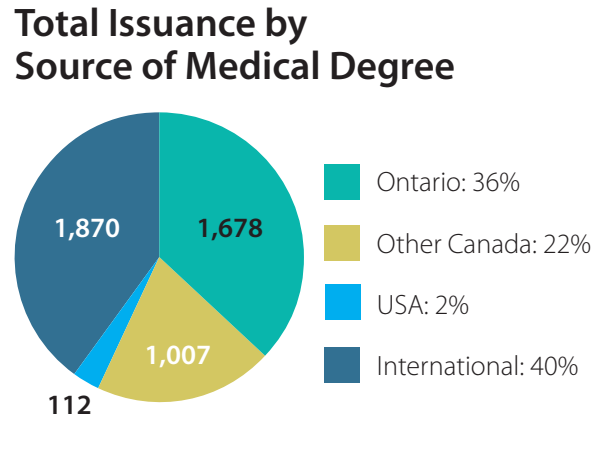
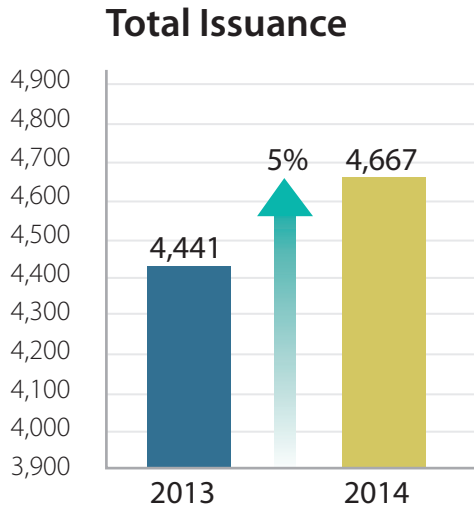
THE
COLLEGE
OF
PHYSICIANS
AND
SURGEONS
OF
ONTARIO

The College of Physicians and Surgeons of Ontario regulates the medical profession in the public interest. The CPSO sets standards of qualification for persons to be issued certificates of registration.

This report provides information about the number of certificates issued in 2014 by registration class and source of medical degree, and provides demographics about the profession.

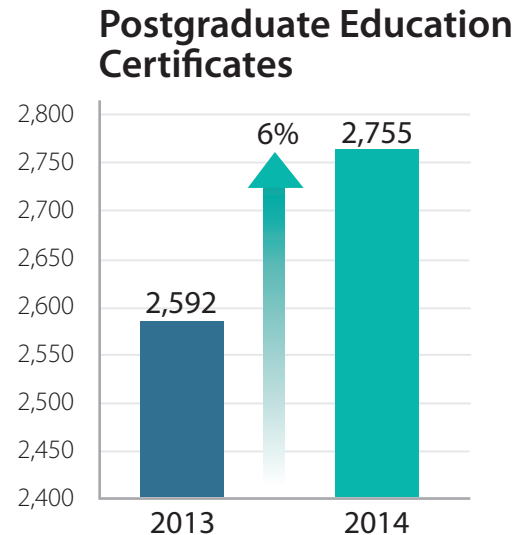
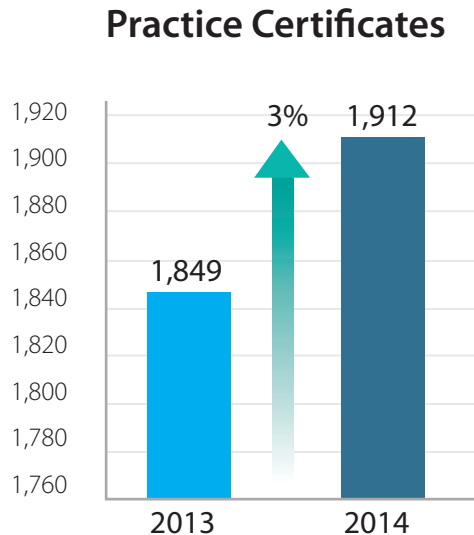
Registering Success 2014

In 2014, we issued 4,667 certificates of registration – a 5% increase over the previous year.



For 11 consecutive years, more certificates were issued to international medical graduates (IMGs) than to Ontario graduates. In fact, we issued 1,870 certificates to IMGs, more than ever before.

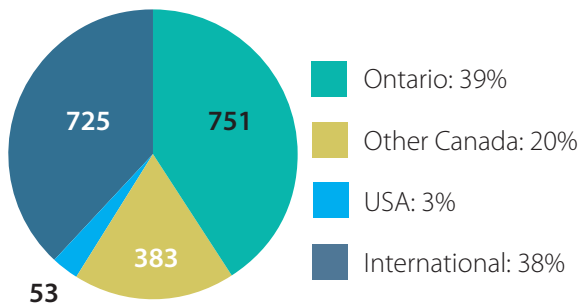
Of the 4,667 certificates granted, 1,912 were “practice” certificates, and 2,755 were “postgraduate education” certificates.



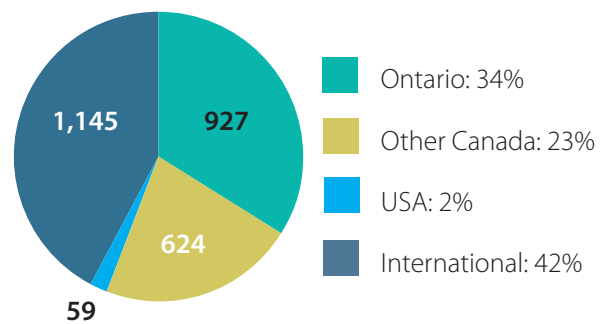
Practice certificates include all classes of registration, except the postgraduate education class. Of the 1,912 practice certificates issued, 80% (1,524) were independent practice certificates, the highest issuance since 1985. This is the class of certificate normally obtained after physicians complete postgraduate training and is held throughout their professional career. In 2014, we issued 2,755 postgraduate education certificates, up 6% over the previous year.

International medical graduates (IMGs) received 1,870 certificates of registration:

Practice Certificates by Source of Medical Degree



Postgraduate Education Certificates by Source of Medical Degree



Why are more physicians being licensed?

There are a number of reasons why we are seeing increases for all graduates – Ontario, Canadian and International. The following are some of the key factors:

INTERNATIONAL MEDICAL GRADUATES

- CPSO policies are reducing barriers to registration
- more Ministry of Health-funded IMG residency positions
- opening up of both iterations of CaRMS match
- Ontario government marketing and recruitment efforts (i.e., HealthForceOntario strategy)
- more clinical fellows (i.e., international specialists doing “topping-off” training)
- increased inflow of qualified IMGs from other provinces
- increased physician mobility under Agreement on Internal Trade (AIT) legislation

ONTARIO AND CANADIAN GRADUATES

- increased enrolment and residency positions in Canadian medical schools
- continuing inflow of Canadian physicians from other provinces
- repatriated Ontario physicians
- Ontario government recruitment and incentive strategies
- positive effect of new CPSO registration policies
- increased physician mobility under Agreement on Internal Trade (AIT) legislation

The accumulative effect of the increase in issuance of new certificates is having a positive impact on overall physician supply in Ontario. From 2003 to 2013, the total number of physicians in active practice, including postgraduate education certificate holders, rose from 24,903 to 33,027, an increase of 8,124 (33%).

Registering Success 2014

IMGs obtained their medical degree in 108 different countries from around the globe, including from the following top 10 locations:

Saudi Arabia 230; India 162; Ireland 133; United Kingdom 118; Australia 116; Dutch Caribbean 98; Egypt 75; Pakistan 58; Iran 57; Grenada 54.

Snapshot of the Profession

The following provides demographical information about the CPSO's membership (as of December 31, 2014).

1. Membership Size

All classes: 39,423
This includes physicians not in active practice.

2. Registration Class

Independent Practice:	31,313	(79%)
Postgraduate Education:	6,037	(15%)
Restricted:	1,959	(5%)
Academic Practice:	110	(<1%)
All other:	4	(<1%)

3. Gender

Male	23,690
Female	15,733

4. Age

20 – 29	3,264
30 – 39	9,869
40 – 49	8,930
50 – 59	8,396
60 – 69	6,262
70 – 79	2,251
80 – 89	434
90 – 99	17

5. Source of Medical Degree

Ontario	20,804
International	11,116
Other Canada	6,941
USA	562

6. Specialty Certification

- Royal College of Physicians and Surgeons of Canada (RCPSC): 17,023;
- College of Family Physicians of Canada (CFPC): 10,572;
- Both RCPSC and CFPC: 294;
- Neither: 11,534 (approximately 40% are trainees and not yet certified)