

Registering Success 2015



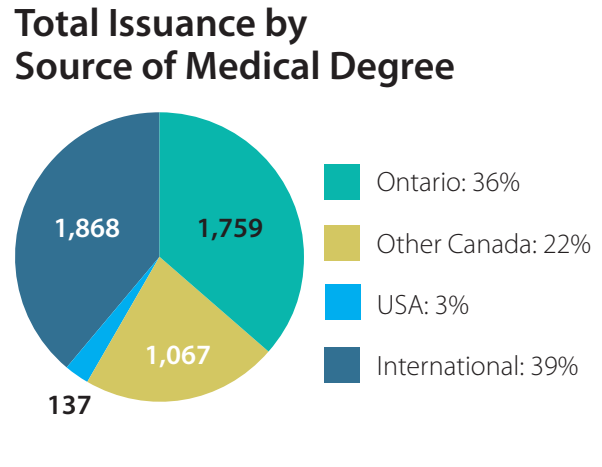
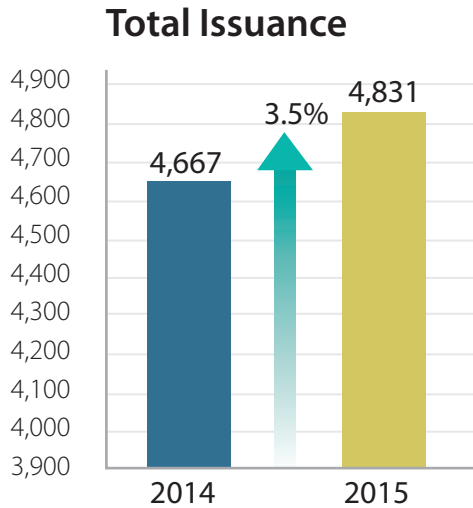
THE
COLLEGE
OF
PHYSICIANS
AND
SURGEONS
OF
ONTARIO

The College of Physicians and Surgeons of Ontario regulates the medical profession in the public interest. The CPSO sets standards of qualification for persons to be issued certificates of registration.

This report provides information about the number of certificates issued in 2015 by registration class and source of medical degree, and provides demographics about the profession.

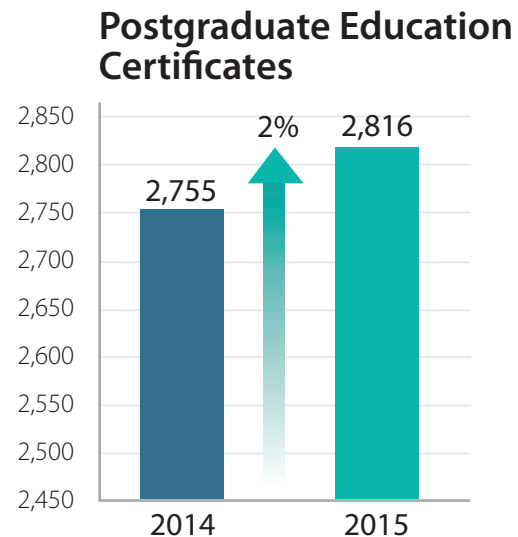
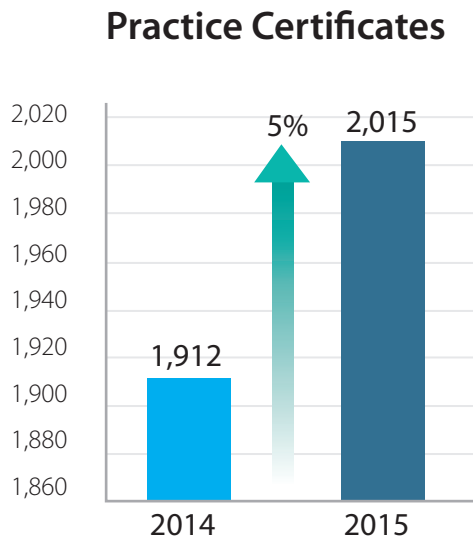
Registering Success 2015

In 2015, we issued 4,831 certificates of registration, surpassing the previous year's record total by 164.



For 12 consecutive years, more certificates were issued to international medical graduates (IMGs) than to Ontario graduates.

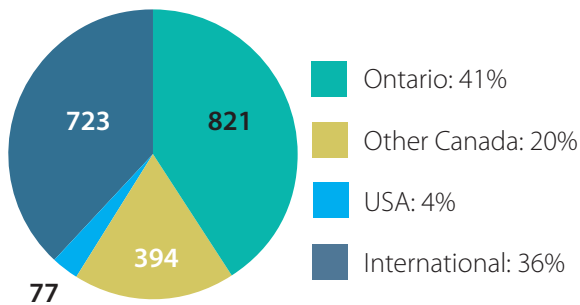
Of the 4,831 certificates granted, 2,015 were “practice” certificates, and 2,816 were “postgraduate education” certificates, the highest numbers issued in the CPSO’s history.



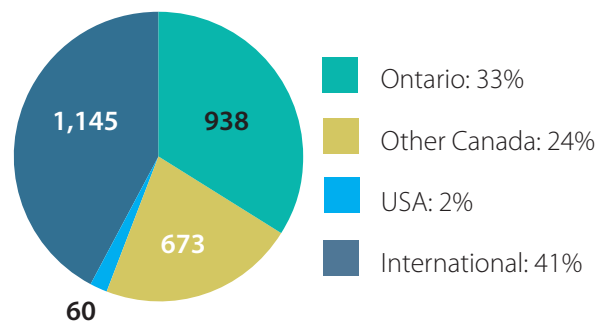
Practice certificates include all classes of registration, except the postgraduate education class. Of the 2,015 practice certificates issued, 80% (1,615) were independent practice certificates, the highest issuance since 1985. This is the class of certificate normally obtained after physicians complete postgraduate training and is held throughout their professional career.

International medical graduates (IMGs) received 1,868 certificates of registration:

Practice Certificates by Source of Medical Degree



Postgraduate Education Certificates by Source of Medical Degree



Why are more physicians being licensed?

There are a number of reasons why we are seeing increases for all graduates – Ontario, Canadian and International. The following are some of the key factors:

INTERNATIONAL MEDICAL GRADUATES

- CPSO policies are reducing barriers to registration
- more Ministry of Health-funded IMG residency positions
- opening up of both iterations of CaRMS match
- Ontario government marketing and recruitment efforts (i.e., HealthForceOntario strategy)
- more clinical fellows (i.e., international specialists doing “topping-off” training)
- increased inflow of qualified IMGs from other provinces
- increased physician mobility under Agreement on Internal Trade (AIT) legislation

ONTARIO AND CANADIAN GRADUATES

- increased enrolment and residency positions in Canadian medical schools
- continuing inflow of Canadian physicians from other provinces
- repatriated Ontario physicians
- Ontario government recruitment and incentive strategies
- positive effect of new CPSO registration policies
- increased physician mobility under Agreement on Internal Trade (AIT) legislation

The accumulative effect of the increase in issuance of new certificates is having a positive impact on overall physician supply in Ontario. From 2004 to 2014, the total number of physicians in active practice, including postgraduate education certificate holders, rose from 25,462 to 34,124, an increase of 8,662 (34%).

Registering Success 2015

IMGs obtained their medical degree in 103 different countries from around the globe. Physicians from the following top 10 locations received the highest number of certificates:

Saudi Arabia 212; Ireland 158; India 144; Australia 105; United Kingdom 102; Grenada 73; Dutch Caribbean 72; Iran 65; Pakistan 46; Egypt 38.

SNAPSHOT OF THE PROFESSION

The following provides demographical information about the CPSO's membership (as of December 31, 2015).

1. Membership Size

All classes: 40,243
This includes physicians not in active practice.

2. Registration Class

Independent Practice:	31,803
Postgraduate Education:	6,171
Restricted:	2,156
Academic Practice:	107
All other:	6

3. Gender

Male	23,839
Female	16,404

4. Age

20 – 29	3,402
30 – 39	10,340
40 – 49	8,963
50 – 59	8,395
60 – 69	6,488
70 – 79	2,228
80 – 89	409
90 – 99	18

5. Source of Medical Degree

Ontario	21,130
International	11,436
Other Canada	7,073
USA	604

6. Specialty Certification

- Royal College of Physicians and Surgeons of Canada (RCPSC): 17,355;
- College of Family Physicians of Canada (CFPC): 11,045;
- Both RCPSC and CFPC: 299;
- Neither: 11,544 (approximately 40% are trainees and not yet certified)