

Registering Success 2016



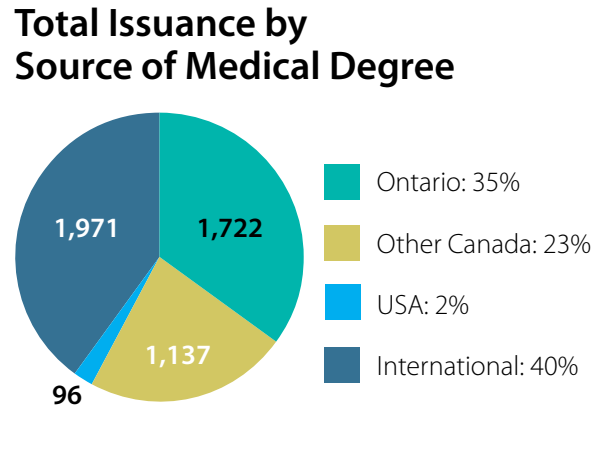
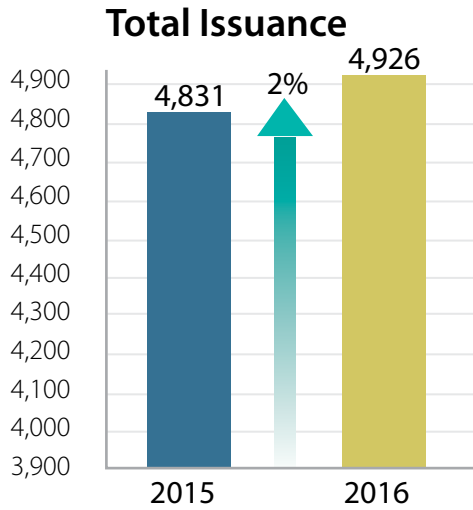
THE
COLLEGE
OF
PHYSICIANS
AND
SURGEONS
OF
ONTARIO

The College of Physicians and Surgeons of Ontario regulates the medical profession in the public interest. The CPSO sets standards of qualification for persons to be issued certificates of registration.

This report provides information about the number of certificates issued in 2016 by registration class and source of medical degree, and provides demographics about the profession.

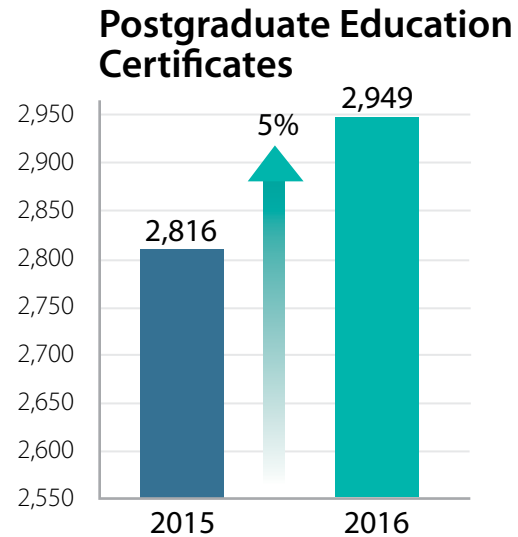
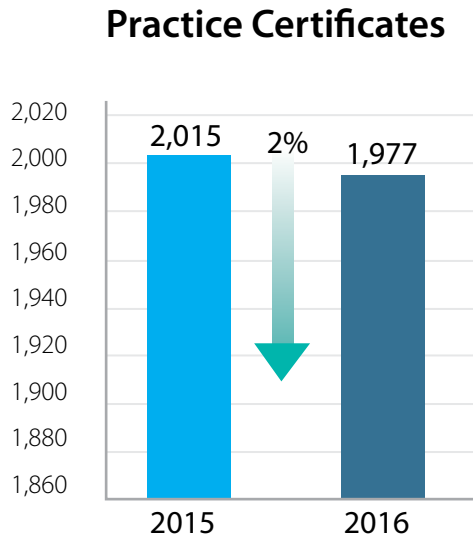
Registering Success 2016

In 2016, we issued 4,926 certificates of registration, surpassing the previous year's record total by 95.



For 13 consecutive years, more certificates were issued to international medical graduates (IMGs) than to Ontario graduates.

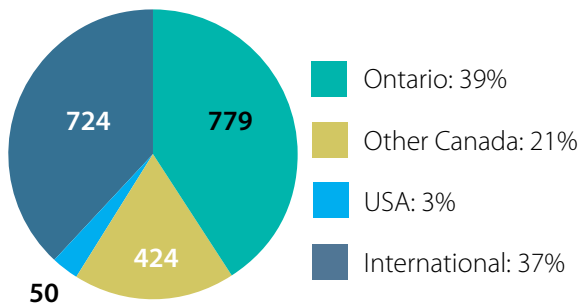
Of the 4,926 certificates granted, 1,977 were “practice” certificates, which almost matched last year’s record total. 2,949 were “postgraduate education” certificates, the highest number issued in the CPSO’s history.



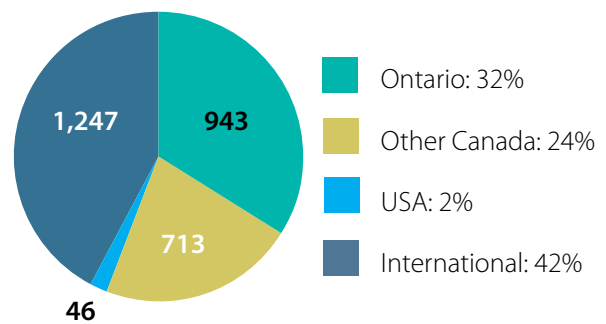
Practice certificates include all classes of registration, except the postgraduate education class. Of the 1,977 practice certificates issued, 81% (1,593) were independent practice certificates. This is the class of certificate normally obtained after physicians complete postgraduate training and is held throughout their professional career.

International medical graduates (IMGs) received 1,971 certificates of registration:

Practice Certificates by Source of Medical Degree



Postgraduate Education Certificates by Source of Medical Degree



Why are more certificates being issued?

There are a number of reasons why we are seeing increases for all graduates – Ontario, Canadian and International. The following are some of the key factors:

INTERNATIONAL MEDICAL GRADUATES

- CPSO policies are reducing barriers to registration
- more Ministry of Health-funded IMG residency positions
- opening up of both iterations of CaRMS match
- Ontario government marketing and recruitment efforts (i.e., HealthForceOntario strategy)
- more clinical fellows (i.e., international specialists doing advanced training)
- increased inflow of IMGs from other provinces
- increased physician mobility under Agreement on Internal Trade (AIT) legislation

ONTARIO AND CANADIAN GRADUATES

- increased enrolment and residency positions in Canadian medical schools
- continuing inflow of Canadian physicians from other provinces
- repatriated Ontario physicians
- Ontario government recruitment and incentive strategies
- positive effect of various CPSO registration policies
- increased physician mobility under Agreement on Internal Trade (AIT) legislation

The accumulative effect of the increase in issuance of new certificates is having a positive impact on overall physician supply in Ontario. From 2005 to 2015, the total number of physicians in active practice, including postgraduate education certificate holders, rose from 26,248 to 34,976, an increase of 8,728 (33%).

Registering Success 2016

IMGs obtained their medical degree in 105 different countries from around the globe. Physicians from the following top 10 locations received the highest number of certificates:

Saudi Arabia 244; Ireland 179; India 143; United Kingdom 122; Australia 107; Iran 78; Egypt 64; Dutch Caribbean 52; Grenada 46; Pakistan 39.

Snapshot of the Profession

The following provides demographical information about the CPSO's membership (as of December 31, 2016).

1. Membership Size

All classes: 41,146
This includes physicians not in active practice.

2. Registration Class

Independent Practice:	32,405
Postgraduate Education:	6,345
Restricted:	2,291
Academic Practice:	101
All other:	4

3. Gender

Male	24,098
Female	17,048

4. Age

20 – 29	3,467
30 – 39	10,840
40 – 49	9,062
50 – 59	8,405
60 – 69	6,588
70 – 79	2,347
80 – 89	417
90 – 99	20

5. Source of Medical Degree

Ontario	21,503
International	11,779
Other Canada	7,251
USA	613

6. Specialty Certification

- Royal College of Physicians and Surgeons of Canada (RCPSC): 17,764;
- College of Family Physicians of Canada (CFPC): 11,709;
- Both RCPSC and CFPC: 313;
- Neither: 11,360 (approximately 45% are trainees and not yet certified)

7. Primary Practice Location

Ontario	37,986
Other Canada	1,332
No primary practice address	994
USA	632
International	202